



**BEHRINGER**

## Large band saw series

HBP1100 - HBP1500 | HBP1100A - HBP1500A  
HBP1100T - HBP1500T | HBP1100 GANTRY - HBP2100 GANTRY





*Christian Behringer and Rolf Behringer  
now head the company in its third  
generation of family management.*

#### **Innovative Sawing technology – A worthwhile investment**

Whether shop floor model or high-end industrial saws – our aim is to always be „one step ahead“ in terms of sawing performance and accuracy. We work closely together with saw blade manufacturers, we carry out tests with materials from our customers, and we are always looking for new challenges in the field of cutting steel, aluminum and special alloys. Through our constantly improving saw technology and innovation, we are able to support our customers and to give them a clear advantage in times of fierce competition. Such an investment is worthwhile from the very first day.

#### **We are BEHRINGER – With passion**

It is the ambition of everyone on our team, which brings us forward. Our highly qualified engineers and technicians are working constantly to improve

and further enhance our products. They conceive new products and features, refine, develop, and manufacture our high-performance saws in a committed and target-oriented manner. We are always striving for perfection – always with enthusiasm for new challenges.


#### **Made by BEHRINGER – Made in Germany**

“From red iron to the finished product” – the extensive production depth, high-end machining centers, state-of-the-art manufacturing methods and the integrated quality assurance system ensure the high quality standard of our products at every stage. Our own latest-state-of-the-art foundry and our long experience in the field of ductile and cast iron contribute to the premium quality of our cast components. This is how we achieve a high degree of toughness, a solid construction for maximum performance, high cutting accuracy and long service life of the tools and of every original BEHRINGER sawing machine.



## Perfection from tradition

It is the passion for the sawing process that has been driving us as industry leaders in band saw and circular saw technology.



### Customer-oriented sawing concepts

We know exactly what our customers need in terms of sawing. We understand their needs by always keeping in touch.

### Individual solutions are our strength

BEHRINGER is an industry leader when it comes to customized solutions around the issue of material handling. We provide solutions specific to our customers need and are able to act in the capacity of overall project manager if required.

The modular design concept behind our saws allows us to supply a perfect solution to address your specific needs – ensuring the safe handling of even the heaviest of parts.

### We are local as well as global

We are in places where our customers are – nationwide and international. With our locations in Germany, France, USA and China as well as with over 40 agencies worldwide, we are setting the standard in terms of implementing customer-focused service and communication. We know the markets, the industry, and its challenges.

A well-developed network of service technicians and service partners ensures prompt after-sales support on a manufacturer's quality level. Our well-equipped spare parts storage and in-house manufacturing assure a fast and – even more importantly – reliable spare parts supply, even for saws, which have provided more than 30 years of service.

## HBP large band saw series: Precision meets power

Solid materials such as slabs, cast blocks or free-form forgings – the giants from BEHRINGER will handle any challenge it must face.

### Portal design

The portal design of the machine concept is the most recognizable feature of the BEHRINGER large bandsaws. Two solid columns and support bars form a balanced machine concept to address the most stringent demands. The effects of this highly stable gantry design include minimal vibrations during sawing, high loading capacity, and an extremely long service life.

### Individual adaptability

Users also benefit from the modular design concept, which allows no-compromise individual adjustments to specific machining requirements.


### Servo down feed system

#### Higher output due to constant chip load

BEHRINGER high-tech exclusive: The saw is fed by a servo drive with two ball screws regulated by a sensitive feed control unit depending on the material characteristics. When these two factors interact, the saw blade wears at a uniform rate, resulting in four major benefits:

- Higher cutting output
- Longer blade life
- Low-vibration cutting
- Constant chip removal






### Blade guiding elements in grey cast iron

By dampening vibrations directly at the sawing point, blade-guiding elements made by BEHRINGER help to increase tool service life. These elements are cast in-house in our own foundry, benefiting from experience handed down over decades.




### Carbide blade guides

The combination of carbide guides and dampening rollers ensure safe and reliable guidance of the saw blade while entering and exiting the material.



### Optimum accessibility

BEHRINGER attaches great importance to the aspect of maintenance and servicing: All the important parts and components are very accessible. The open design offers direct access to all wearing parts, optimizing both maintenance and repairs and simplifying saw blade changes.



### Chip cleaning

Powered duplex chip brushes actively clean the blade and prevent chips being drawn into the cutting channel. The brushes are adjusted automatically towards the saw blade, ensuring uniform cleaning action. The benefits: Increased tool service life and lower brush wear.



### Chip conveyor

The chip conveyor is located directly underneath the sawing point, which catches the saw chips and surplus cooling emulsion. The funnel-shaped machine base ensures that these are efficiently carried out of the machine to be ejected optionally on the clamp or fixed side. The conveyor is fitted with an integral coolant tank and can be pulled out of the machine for simple cleaning. This saves valuable time during inspection work.



### Saw drive

BEHRINGER large bandsaws feature a high-torque frequency controlled saw drive with heavy-duty hollow shaft gearbox. Drives with different speed ranges are available to suit particular materials.

## Semi-automatic and automatic machines:

High-performing workhorses designed to address the specific needs of steel finishers and the steel trade – automatic and semi-automatic large bandsaws are available from BEHRINGER

### As flexible as you are

The large-scale universal machines from BEHRINGER can handle any job that is needed. Their expertise: handling heavy-duty workpieces with ease and slicing through the material with extreme cutting performance. When processing long solid workpieces – rolled or rough turned – or processing large pipes, these benefits make for dramatic improvements in productivity. Round or rectangular – the results are equally impressive.

### Semi-automatic variants

In the BEHRINGER semi-automatic models, the material is positioned by eye, for instance with the aid of a line laser. For longer cut piece lengths, we recommend using a measuring device for precise positioning.

### Automatic machines

The use of a feed gripper allows automatic sawing of solid material or pipes.



### Rest piece-optimized sawing of short parts

The use of cut-off grippers significantly enhances the efficiency of BEHRINGER automatic saws. If the material is transferred from the feed gripper to a cut-off gripper, the minimal rest piece length can be reduced to almost zero. The benefit for the user is a reduction of wasted material, which results in cost savings.





## Roller conveyors

Robust roller conveyors guarantee the reliable transport of rolled materials or thick-walled pipes. A frequency-controlled drive system provides the required driving force, transmitted to each individual roller via a heavy-duty double chain. To guarantee the greatest possible

stability, the support rollers rest on solid pedestal bearings, which allow starting material weighing several tons to be placed directly on the roller conveyor.




## Stop plate to safeguard small parts

A stop plate ensures safe operation when working with short parts, by preventing the cut pieces from falling over when pushed forward during automatic operation.

## Technical Data Semi-Automatic and Automatic Machines

Model	Cutting range		Minimal clamping width	Feeding length single stroke
	90 degree RD	90 degree SQ		
<b>HBP1100</b>	43.3"	43.3" X 43.3"	4"	
<b>HBP1100-1500</b>	43.3"	59.0" X 43.3"	12"	
<b>HBP1100-1800</b>	43.3"	70.86" X 43.3"	16"	
<b>HBP1100-2100</b>	43.3"	82.6" X 43.3"	20"	
<b>HBP1500</b>	59.0"	59.0" X 59.0"	12"	
<b>HBP1100A</b>	43.3"	43.3" X 43.3"	4"	15.7"
<b>HBP1100-1500A</b>	43.3"	59.0" X 43.3"	12"	15.7"
<b>HBP1500A</b>	59.0"	59.0" X 59.0"	12"	15.7"



## Gantry Machines: Power packs in motion

### Benefits of the BEHRINGER Gantry Machines

- Space-saving installation
- Durable material support table
- Simple positioning of the saw frame
- Optional: blade guide with 90° rotation facility for vertical and horizontal sawing to allow notching of materials


The ultimate cutting machine for cast blocks or freeform forgings – the BEHRINGER gantry giants.

#### Saws which get things moving.


In forging mills, rolling and gravity die-casting foundries, and steel finishing works, these machines provide the ideal answer for dealing with large dimensions. They are perfect for pre-production in tool and mold making factories, helping to save valuable milling time.

Gantry large bandsaws from BEHRINGER pay dividends. They are a driving force for efficient sawing technology and space savings. Their success formula: Table length equals

material capacity, which equals the machine footprint. The material support table is recessed in the foundation. Its low-level transition to the hall floor makes for simpler material handling. The moving saw frame can be positioned by axis control precisely at the point of cutting. Where no sawing is taking place, the table is freely accessible. This also allows space for a second piece of material to be loaded while the saw is cutting. This system helps reduce downtime between cuts and enhances productivity.








### Band wheels

The large diameter of the band wheels produced in-house by BEHRINGER reduces bending fatigue in the saw blade. At the same time, using grey cast iron with special wear-resistant alloying at the surfaces coming into contact with the saw blade increases service life of the wheels. From the model HBP1800 and upwards, four band wheels are used.



### Centric material clamping

The optimum solution for bulky material. The material clamping vices and blade guide arms can be traversed independently of each other. The material is clamped in the position in which it was placed on the table, without the need for it to be moved to meet the fixed side of a vice.



### Collecting basket

The collecting basket prevents sections and short parts from tipping over and crashing into the saw table. At the same time it simplifies the removal of material from the machine. It is easy to mount using T-slots provided on the saw table.

## Technical Data Gantry Machines

Model	Cutting range		Minimal clamping width	Table size L x B	Portal traversing path
	90 degrees RD	90 degrees flat W X H			
<b>HBP1100 GANTRY</b>	43.3"	43.3" X 43.3"	4"	256" X 47"	197"
<b>HBP1100-1500 GANTRY</b>	43.3"	59.0" X 43.3"	16"	256" X 47"	197"
<b>HBP1100-1800 GANTRY</b>	43.3"	70.8" X 43.3"	16"	256" X 47"	197"
<b>HBP1100-2100 GANTRY</b>	43.3"	82.6" X 43.3"	20"	256" X 71"	197"
<b>HBP1500 GANTRY</b>	59.0"	59.0" X 59.0"	16"	256" X 47"	197"
<b>HBP1500-1800 GANTRY</b>	59.0"	70.8" X 59.0"	16"	256" X 59"	197"
<b>HBP1500-2100 GANTRY</b>	59.0"	82.6" X 59.0"	20"	256" X 71"	197"
<b>HBP1800 GANTRY</b>	70.8"	70.8" X 70.8"	16"	256" X 47"	197"
<b>HBP1800-2100 GANTRY</b>	70.8"	82.6" X 70.8"	20"	256" X 71"	197"
<b>HBP2100 GANTRY</b>	82.6"	82.6" X 82.6"	20"	256" X 71"	197"

## Effective non-standard solutions

### HBP1500 GANTRY with two saw frames

Two separately traversable sawing units permit the simultaneous execution of two cuts on a single workpiece.

This is made possible by a 72" long material support table, which can be loaded and unloaded while sawing is in progress.



# Tabletop Machines: Multitalented for heavy weights

Their flexibility and high performance make BEHRINGER tabletop machines the ideal solution for the medium ton range.

## The table moves the weight

BEHRINGER tabletop machines are ideal for use in forges, rolling mills and die casting factories, in steel finishing works and for tool and mold making. Their individually traversable material clamping vices and blade guide arms make these ideal for cutting bulky materials.


The low table height makes this type of machine ideally suited for use on normal hall floor level.

## Facility for automation

BEHRINGER tabletop machines are supplied as standard in semi-automatic form. Automation is possible by upgrading with an additional material

clamping vice at the end of the table. Positioning takes place on an axis-controlled basis.

Optionally available is 90° rotatable blade guide for vertical and horizontal sawing to allow notching of materials. Werkstoffproben.





## Large bandsaws with split machine stand

This version permits heavyweight work pieces such as rollers to be positioned with the aid of a transport carriage, allowing even more flexibility while handling ultra-heavy parts.



## Material support table

Material support tables are designed for the ultimate in functionality and durability, with variants available for magnet or crane loading. The table is equipped as standard with T-slots to accommodate support prisms.



## Prismatic supports

Prismatic supports are beneficial when sawing round material with large diameters. They allow for the material to be centrally aligned on the table and ensure that heavy parts are safely deposited. These are also flexibly arranged in the provided slots.



## Lay-down fixture for end pieces

Uncontrolled tilting of heavy end pieces after cutting can damage the material support table. This is prevented by the Behringer lay-down fixture. The cut pieces are engaged from the vertical sawing position by a material support, which hinges upwards and lowers them into the horizontal position. This allows the end pieces to be removed using a magnet or crane.

## Technical Data Tabletop Machines

Model	Cutting range		Minimal clamping width	Table size L x B	Table traversing path
	90 degrees RD	90 degrees flat W X H			
HBP1100T	43.3"	43.3" X 43.3"	4"	118" X 47"	79"
HBP1100-1500T	43.3"	59.0" X 43.3"	16"	118" X 47"	79"
HBP1100-1800T	43.3"	70.8" X 43.3"	16"	118" X 59"	79"
HBP1500T	59.0"	59.0" X 59.0"	16"	118" X 47"	79"
HBP1500-1800T	59.0"	70.8" X 59.0"	16"	118" X 59"	79"

# BEHRINGER

## The BEHRINGER Product Range

- Straight-cutting bandsaws
- Mitre-cutting bandsaws
- Vertical bandsaws
- Large bandsaws
- Swing-frame bandsaws
- Hacksawing machines
- Loading and disposal devices and material handling systems
- Complete sawing systems – overall concepts

Behringer GmbH  
Maschinenfabrik und Eisengießerei  
Industriestrasse 23 · D-74912 Kirchartd  
Phone +49 (0) 72 66 / 207-0  
Telefax +49 (0) 72 66 / 207-500  
info@behringer.net · www.behringer.net

**Behringer Saws, Inc.**  
Morgantown Business Park  
721 Hemlock Road  
Morgantown · PA 19543 · USA  
Phone 610 286-9777 · Telefax 610 286-9699  
Toll free 1-888-Behringer  
info@usa.behringer.net